

Item Code and Description

- a. CD1230-ORB
- b. TrueDEK Classic Drain, swirl pattern, in oil-rubbed bronze finish

General Product Description

- a. drain assembly for tiled showers
- b. fits TrueDEK Classic shower foundations
- c. includes drain assembly, drain connector, and drain gasket

Physical Characteristics

- a. grate and frame made of SAE grade 304 stainless steel
- b. grate and frame have oil-rubbed bronze PVD coating
- c. adaptor, clamping ring, lock key, and height adjustment collars made of ABS plastic
- d. all hardware for installation is stainless steel (included)
 - i. bolts for securing clamping ring: flat head, .70 pitch, 4mm x 15mm stainless steel (quantity of 2)
 - ii. screws for securing adaptor to base: flat head, #8 x 3/4" stainless steel (quantity of 4)
- e. includes a leverage key to remove grate
- f. weep holes in height adjustment collars
- g. two height adjustment collars included (to match tile from 1/4" to 1" thick)
- h. drain gasket made of nonwoven polyester
- i. drain gasket dimensions: 13" x 13" with pre-punched 5 1/2" dia. hole
- j. drain gasket thickness: approximately .65mm
- k. drain gasket color: white
- l. printed surface of drain gasket indicates "this side up"
- m. shower drain connector made of PVC (Sioux Chief model 825)

Performance Characteristics

- a. adjust elevation of grate and frame to match tile from 1/4" to 1" thick
- b. short height adjustment collar accommodates tile from 1/4" to 5/8" thick
- c. taller height adjustment collar accommodates tile from 5/8" to 1" thick
- d. weep holes provide secondary drainage
- e. drain connector clamps to bottom flange of adaptor
- f. solvent weld drain connector to 2" dia. drain line
- g. suitable for a maximum water flow rate of 6 to 7 gallons/minute; consult a professional plumber for an accurate calculation of drainage requirements; a typical shower head uses 1.5 to 2.5 gallons/minute
- h. clamping ring engages drain gasket to complete a mechanical waterproofing connection that covers drain assembly joints outside of actual drain channel
- i. embed drain gasket to drain adaptor and shower foundation for a waterproof seal

Compliance

- a. ICC PMG-1222 lists compliance with:
 1. 2015, 2012 and 2009 International Residential Code® (IRC)
 2. 2015, 2012 and 2009 International Plumbing Code® (IPC)
 3. 2015, 2012 and 2009 Uniform Plumbing Code® (UPC)
 4. 2010 and 2005 National Plumbing Code of Canada (NPC)
 5. ASME A112.18.2/CSA B125.2-2011, Plumbing Waste Fittings




Other Information

- a. AKW limited lifetime warranty on drain assembly
- b. Sioux Chief limited lifetime warranty on drain connector

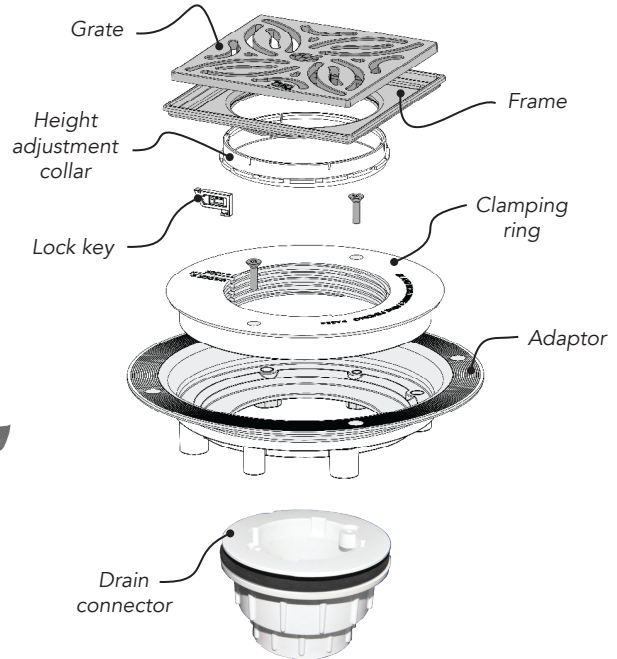
TrueDEK® Classic Drain



Swirl Pattern Drain for Tile




Drain gasket



For drain connector specifications, please see item code DC5500-PVC.



Prepare for a drain connection by cutting the drain pipe below the shower base's support structure: 27/8" for gray drain assemblies; 2 1/2" for white drain assemblies.



Embedding gasket over drain.